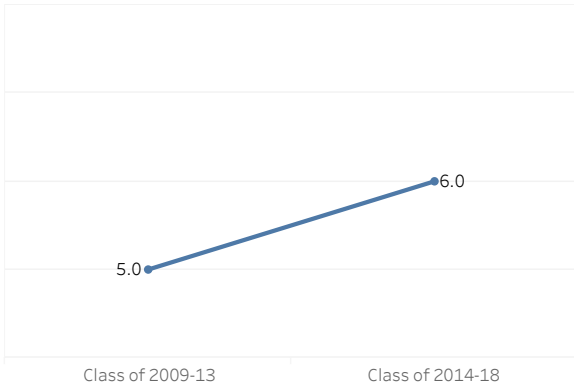
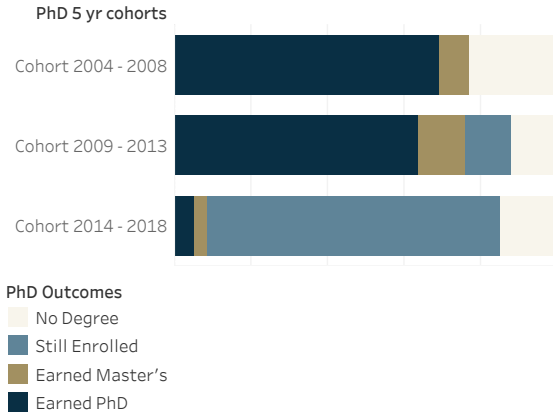




Median TTD by 5 year Graduating Cohorts in Environmental Systems



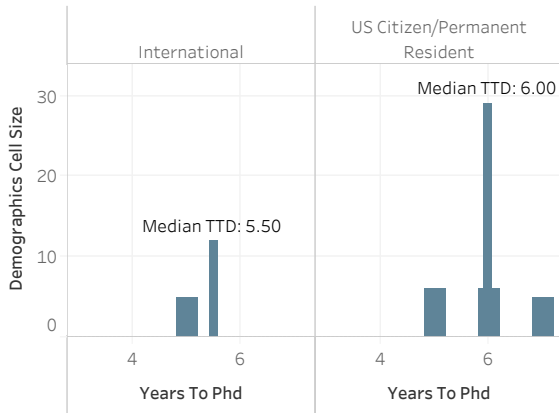
Completion Rates for Entering Cohorts



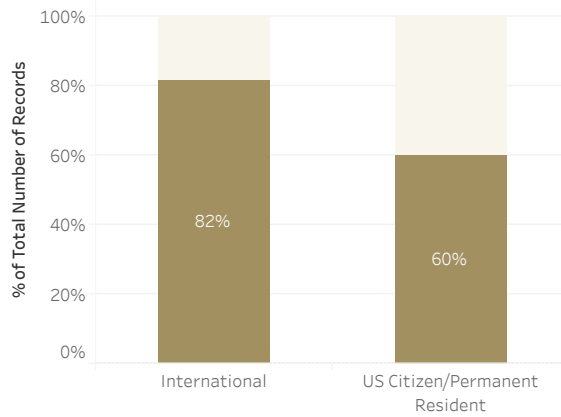
Note: No data is displayed when the cell size is less than 5 to protect anonymity. Graduating class is defined by the year the degree was obtained.

Demographic data is only reported in aggregate for all graduating classes, due to small cell sizes.

Years to Degree in Environmental Systems, Aggregated Class of 2009 - 2018



Completion Rates of 2004-2008 Entering Cohort



Graduate Demographics (.. Citizenship

PhD 5 yr Entering Cohorts Cohort 2004 - 2008

CNGLS Methodology:

Demographics:

Sex is reported as either Male or Female. Unknowns are grouped with Male.

Citizenship is reported as either Domestic (including US Citizens and Permanent Residents) or International (all students not considered Domestic)

URM: Underrepresented Minority includes African American/Black, American Indian, Hispanic/Latinx, and Pacific Islander. Only Domestic students are considered URM.

Time to Degree is reported in Years, for Graduating Cohorts, not Entering Cohorts.

Summer is a leading term for graduation, e.g. the Class of 2017 Graduating Cohort includes Summer 2016, Fall 2016, and Spring 2017.

Leaves of absence are not subtracted from time to degree.

Completions are based on Entering Cohorts, which is the first term the student entered.

We report in 5 year cohorts due to small program sizes. Cohorts are static and do not roll.

Completion rates are calculated as the percentage of the cohort that received a PhD.