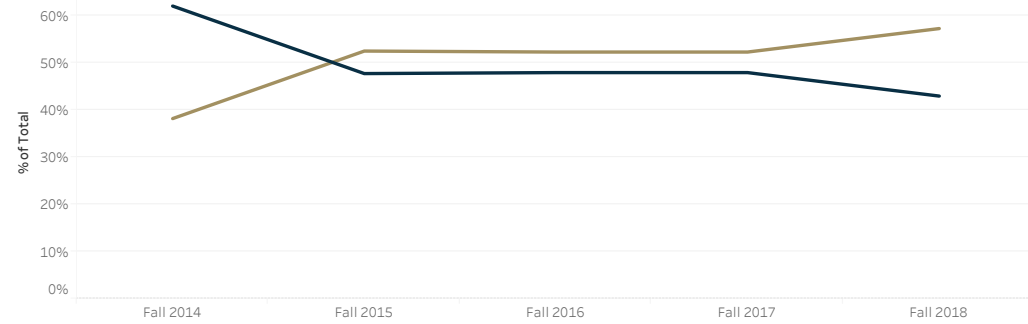




PhD Enrollments by Citizenship in IGP Biological Engineering and Small Scale Technologies



Graduate Demographics
Citizenship

Terms
Multiple values

Graduate Programs
IGP Biological Engineerin..

Graduate Demographics
International
US Citizen/Permanen..

Notes: Reporting aligns with standards from the Coalition for Next Generation Life Science (CNGLS). URM (Underrepresented Minority) includes: African American/Black, American Indian, Hispanic/Latinx, Pacific Islander, and Multiracial when including one of the preceding groups.

PhD Enrollments by Citizenship in IGP Biological Engineering and Small Scale Technologies

	Fall 2014	Fall 2015	Fall 2016	Fall 2017	Fall 2018
International	62%	48%	48%	48%	43%
US Citizen/Permanent Resident	38%	52%	52%	52%	57%
Grand Total	100%	100%	100%	100%	100%

CNGLS Methodology:

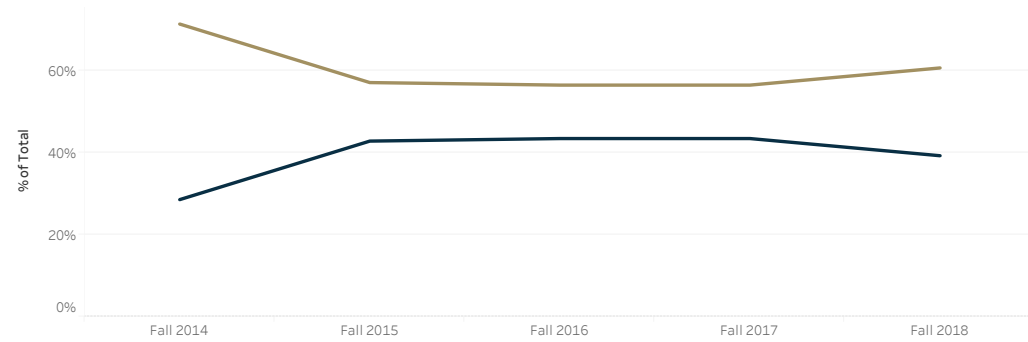
Demographics: Sex is reported as either Male or Female. Unknowns are grouped with Male.

Citizenship is reported as either Domestic (including US Citizens and Permanent Residents) or International (all students not considered Domestic)

URM: Underrepresented Minority includes African-American/Black, American Indian, Hispanic/Latinx, and Pacific Islander. Only Domestic Students are considered URM.



PhD Enrollments by Gender in IGP Biological Engineering and Small Scale Technologies



Graduate Demographics
Gender

Terms
Multiple values

Graduate Programs
IGP Biological Engineerin..

Graduate Demographics
Female
Male

Notes: Reporting aligns with standards from the Coalition for Next Generation Life Science (CNGLS). URM (Underrepresented Minority) includes: African American/Black, American Indian, Hispanic/Latinx, Pacific Islander, and Multiracial when including one of the preceding groups.

PhD Enrollments by Gender in IGP Biological Engineering and Small Scale Technologies

	Fall 2014	Fall 2015	Fall 2016	Fall 2017	Fall 2018
Female	29%	43%	43%	43%	39%
Male	71%	57%	57%	57%	61%
Grand Total	100%	100%	100%	100%	100%

CNGLS Methodology:

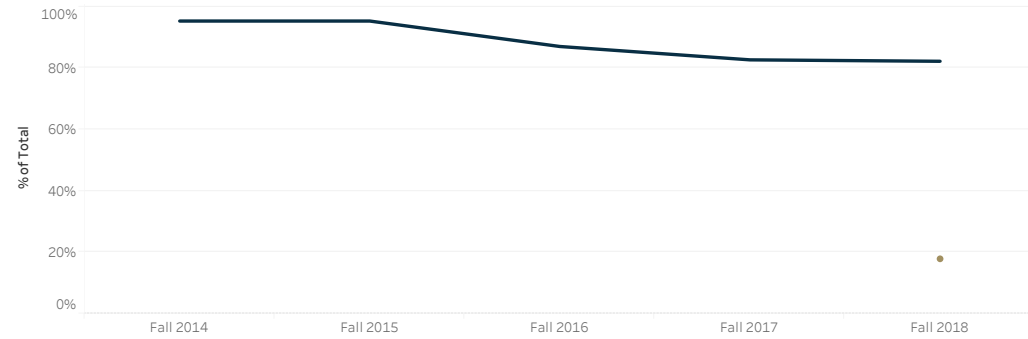
Demographics: Sex is reported as either Male or Female. Unknowns are grouped with Male.

Citizenship is reported as either Domestic (including US Citizens and Permanent Residents) or International (all students not considered Domestic)

URM: Underrepresented Minority includes African-American/Black, American Indian, Hispanic/Latinx, and Pacific Islander. Only Domestic Students are considered URM.



PhD Enrollments by URM Status in IGP Biological Engineering and Small Scale Technologies



Graduate Demographics
URM Status

Terms
Multiple values

Graduate Programs
IGP Biological Engineerin..

Graduate Demographics
■ Non-URM
■ URM

Notes: Reporting aligns with standards from the Coalition for Next Generation Life Science (CNGLS). URM (Underrepresented Minority) includes: African American/Black, American Indian, Hispanic/Latinx, Pacific Islander, and Multiracial when including one of the preceding groups.

PhD Enrollments by URM Status in IGP Biological Engineering and Small Scale Technologies

	Fall 2014	Fall 2015	Fall 2016	Fall 2017	Fall 2018
Non-URM	95%	95%	87%	83%	82%
URM	5%	5%	13%	17%	18%
Grand Total	100%	100%	100%	100%	100%

CNGLS Methodology:

Demographics: Sex is reported as either Male or Female. Unknowns are grouped with Male.

Citizenship is reported as either Domestic (including US Citizens and Permanent Residents) or International (all students not considered Domestic)

URM: Underrepresented Minority includes African-American/Black, American Indian, Hispanic/Latinx, and Pacific Islander. Only Domestic Students are considered URM.