

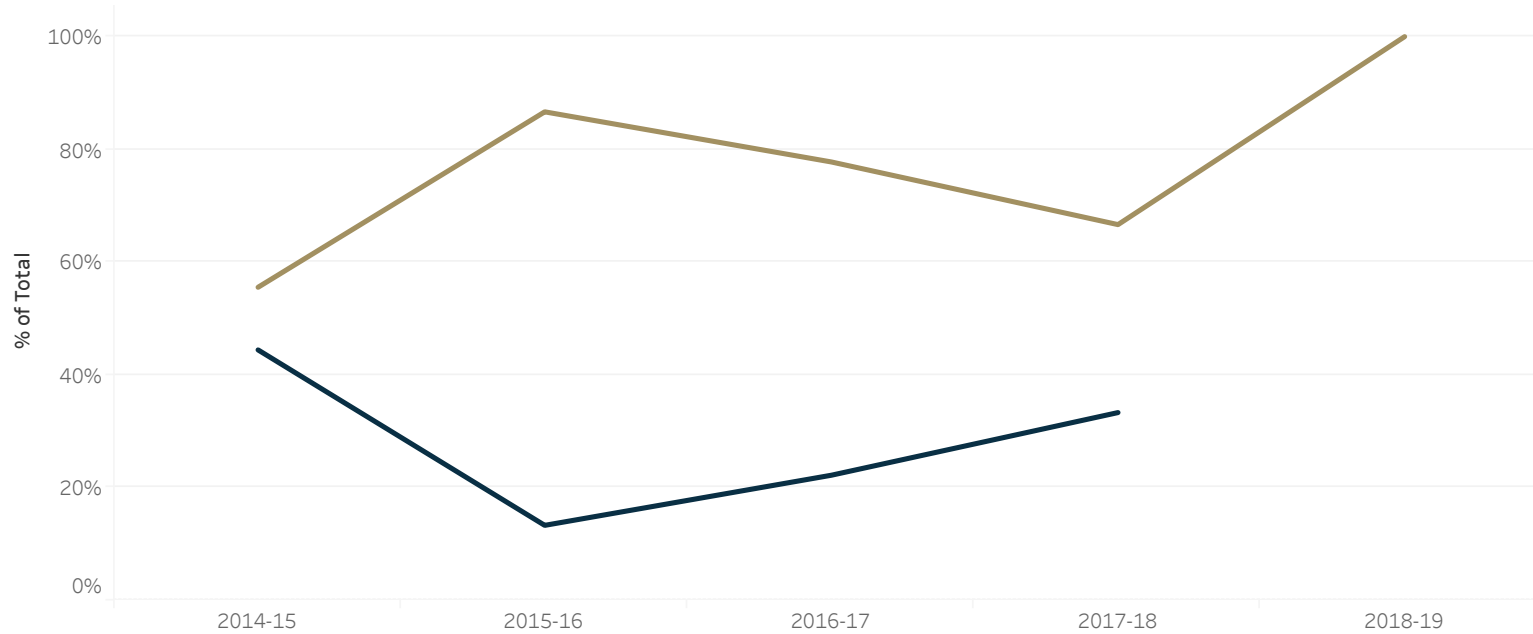
Demographics
Citizenship

Division Desc
Engineering

Year
Multiple values

Demographics
■ International
■ US Citizen/Permanen..

Postdoctoral Scholars by Citizenship in Engineering

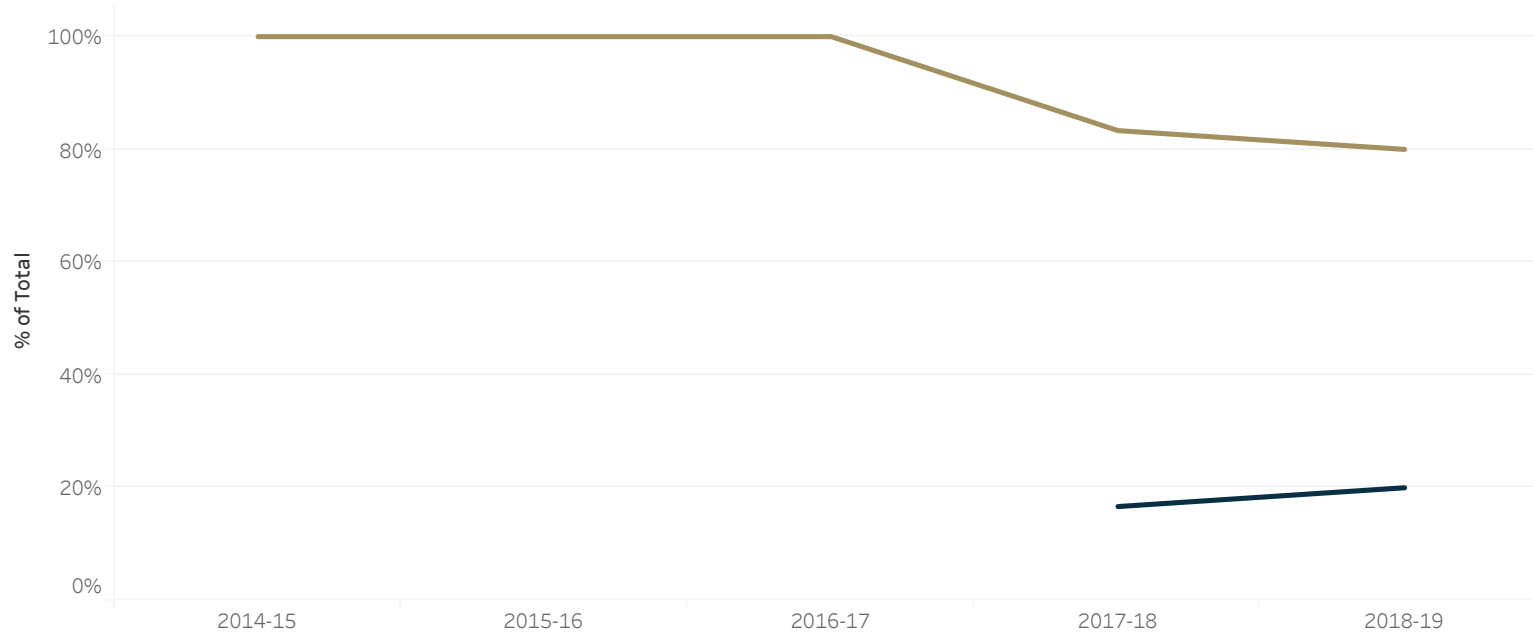


Notes: Reporting aligns with standards from the Coalition for Next Generation Life Science (CNGLS). URM (Underrepresented Minority) includes: African American/Black, American Indian, Hispanic/Latinx, and Pacific Islander.

Postdoctoral Scholars by Citizenship in Engineering

	2014-15	2015-16	2016-17	2017-18	2018-19
US Citizen/Permanent Resident	56%	87%	78%	67%	100%
International	44%	13%	22%	33%	0%
Grand Total	100%	100%	100%	100%	100%

Postdoctoral Scholars by Gender in Engineering



Demographics
Gender

Division Desc
Engineering

Year
Multiple values

Demographics
■ Female
■ Male

Notes: Reporting aligns with standards from the Coalition for Next Generation Life Science (CNGLS). URM (Underrepresented Minority) includes: African American/Black, American Indian, Hispanic/Latinx, and Pacific Islander.

Postdoctoral Scholars by Gender in Engineering

	2014-15	2015-16	2016-17	2017-18	2018-19
Female				17%	20%
Male	100%	100%	100%	83%	80%
Grand Total	100%	100%	100%	100%	100%

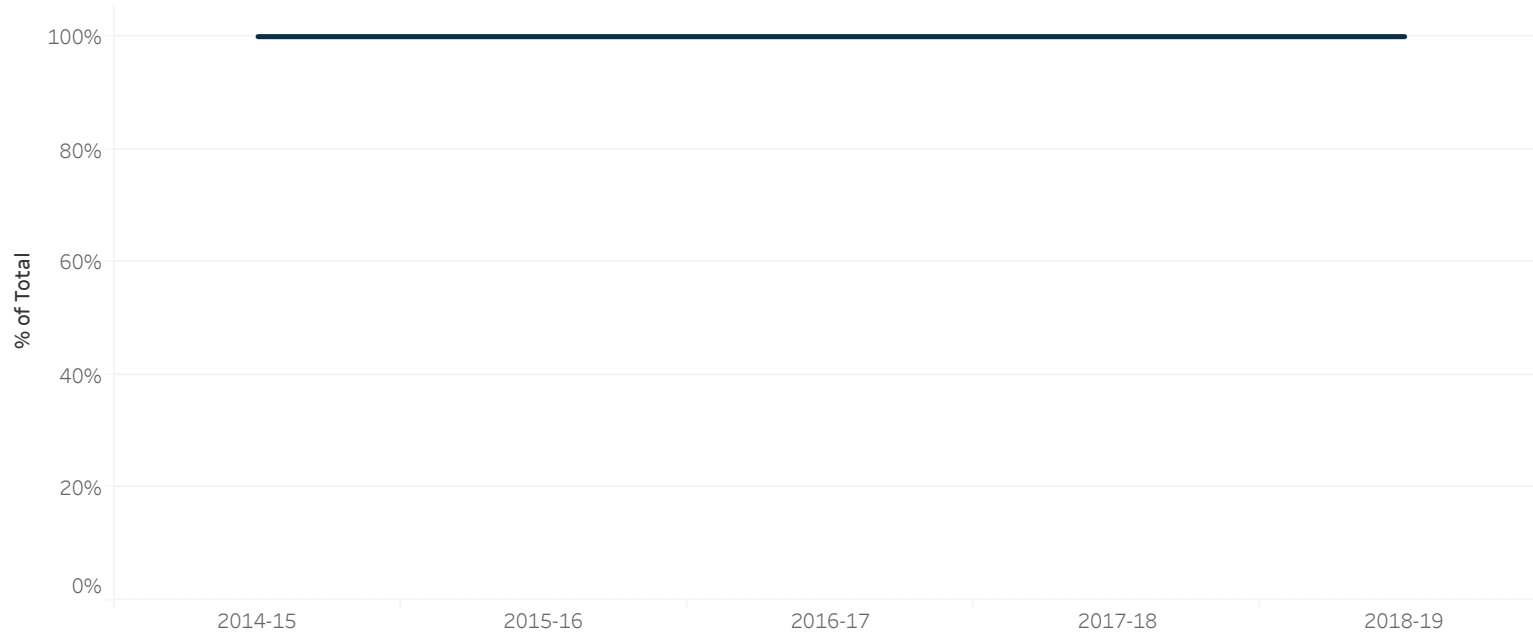
Demographics
 URM Status

Division Desc
 Engineering

Year
 Multiple values

Demographics
 Non-URM

Postdoctoral Scholars by URM Status in Engineering



Notes: Reporting aligns with standards from the Coalition for Next Generation Life Science (CNGLS). URM (Underrepresented Minority) includes: African American/Black, American Indian, Hispanic/Latinx, and Pacific Islander.

Postdoctoral Scholars by URM Status in Engineering

	2014-15	2015-16	2016-17	2017-18	2018-19
Non-URM	100%	100%	100%	100%	100%
Grand Total	100%	100%	100%	100%	100%