

**Demographics**

Citizenship

**Division Desc**

Natural Sciences

**Year**

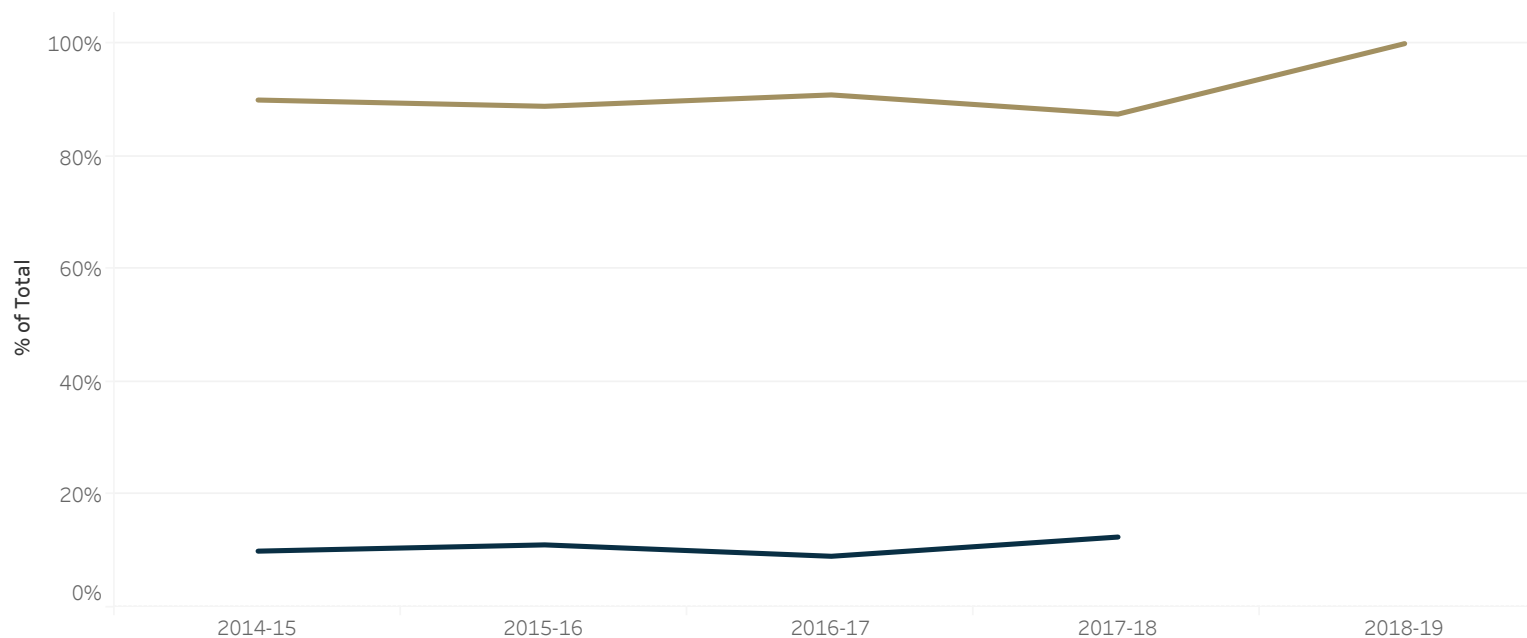
Multiple values

**Demographics**

International

US Citizen/Permanen..

### Postdoctoral Scholars by Citizenship in Natural Sciences

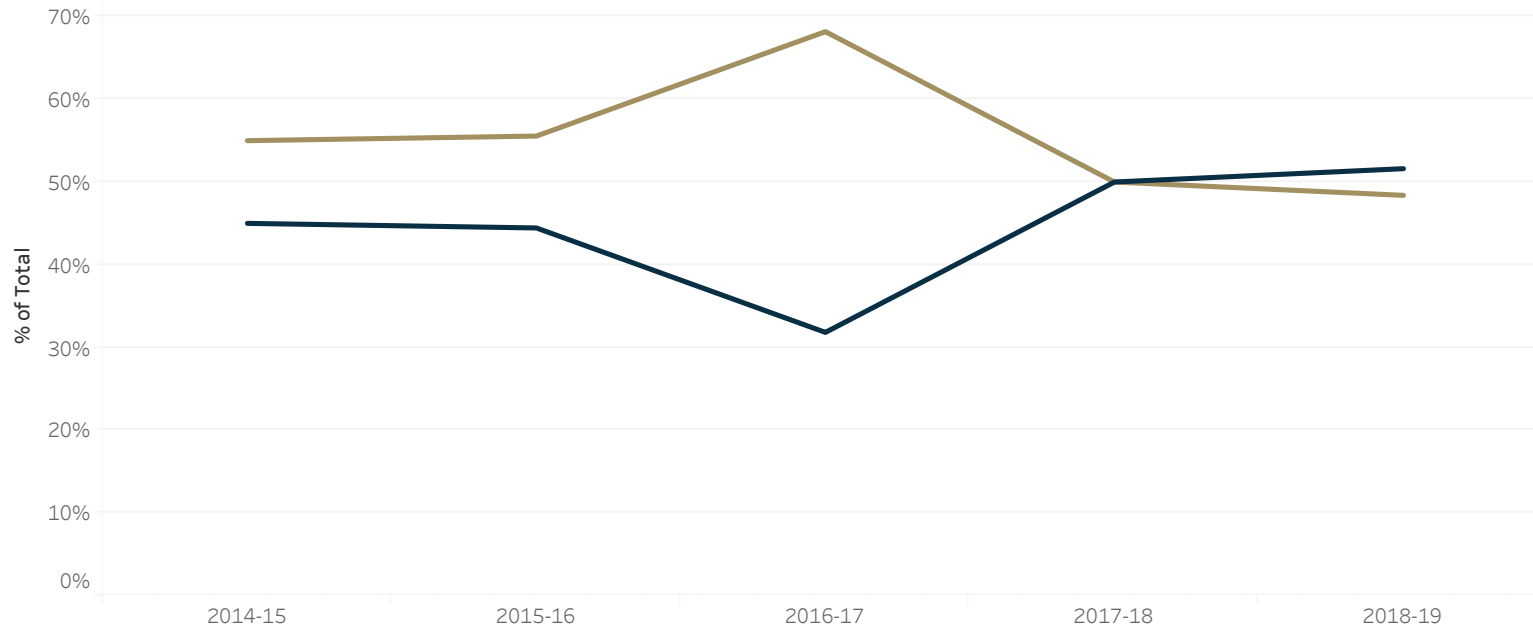


Notes: Reporting aligns with standards from the Coalition for Next Generation Life Science (CNGLS). URM (Underrepresented Minority) includes: African American/Black, American Indian, Hispanic/Latinx, and Pacific Islander.

### Postdoctoral Scholars by Citizenship in Natural Sciences

	2014-15	2015-16	2016-17	2017-18	2018-19
US Citizen/Permanent Resident	90%	89%	91%	88%	100%
International	10%	11%	9%	13%	
Grand Total	100%	100%	100%	100%	100%

### Postdoctoral Scholars by Gender in Natural Sciences



Demographics  
Gender

Division Desc  
Natural Sciences

Year  
Multiple values

Demographics  
■ Female  
■ Male

Notes: Reporting aligns with standards from the Coalition for Next Generation Life Science (CNGLS). URM (Underrepresented Minority) includes: African American/Black, American Indian, Hispanic/Latinx, and Pacific Islander.

### Postdoctoral Scholars by Gender in Natural Sciences

	2014-15	2015-16	2016-17	2017-18	2018-19
Female	45%	44%	32%	50%	52%
Male	55%	56%	68%	50%	48%
Grand Total	100%	100%	100%	100%	100%

**Demographics**

URM Status

**Division Desc**

Natural Sciences

**Year**

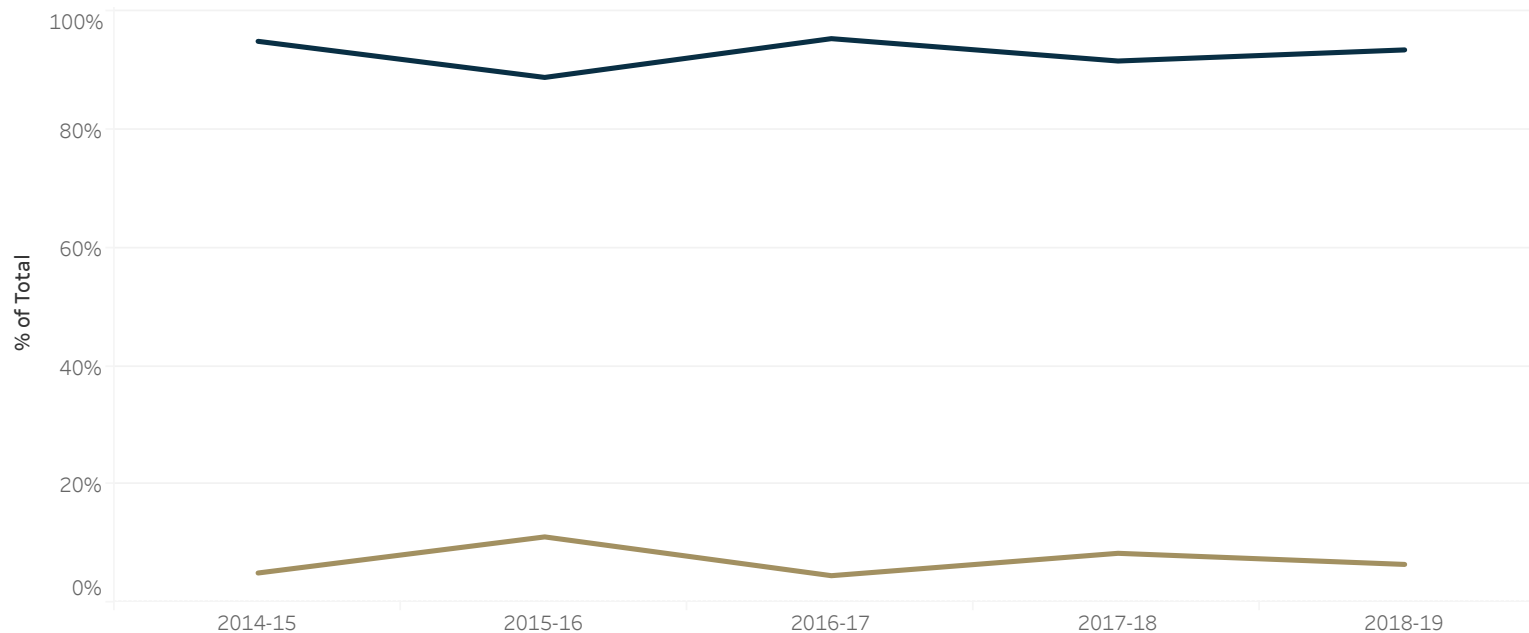
Multiple values

**Demographics**

■ Non-URM

■ URM

### Postdoctoral Scholars by URM Status in Natural Sciences



Notes: Reporting aligns with standards from the Coalition for Next Generation Life Science (CNGLS). URM (Underrepresented Minority) includes: African American/Black, American Indian, Hispanic/Latinx, and Pacific Islander.

### Postdoctoral Scholars by URM Status in Natural Sciences

	2014-15	2015-16	2016-17	2017-18	2018-19
Non-URM	95%	89%	95%	92%	94%
URM	5%	11%	5%	8%	6%
Grand Total	100%	100%	100%	100%	100%