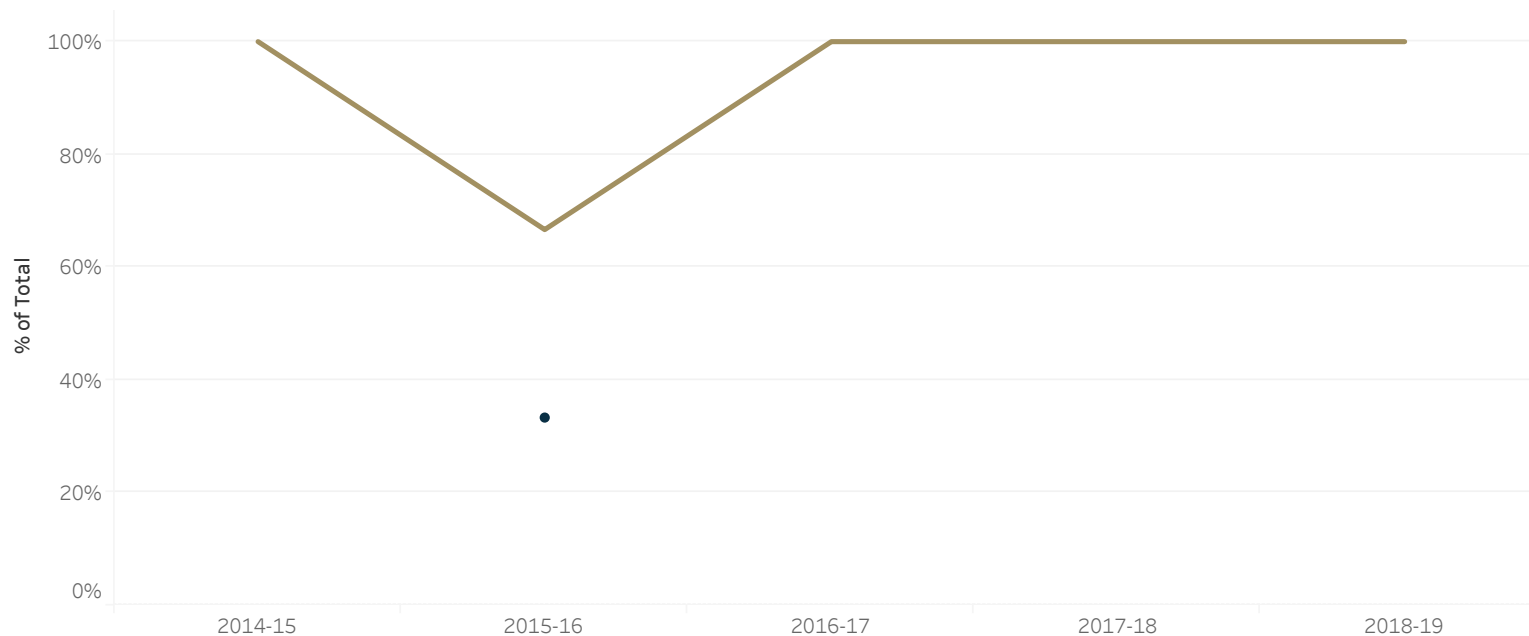


Postdoctoral Scholars by Citizenship in Social Sciences, Humanities, and Arts



Demographics

Citizenship

Division Desc

Social Sciences, Humanit..

Year

Multiple values

Demographics

International

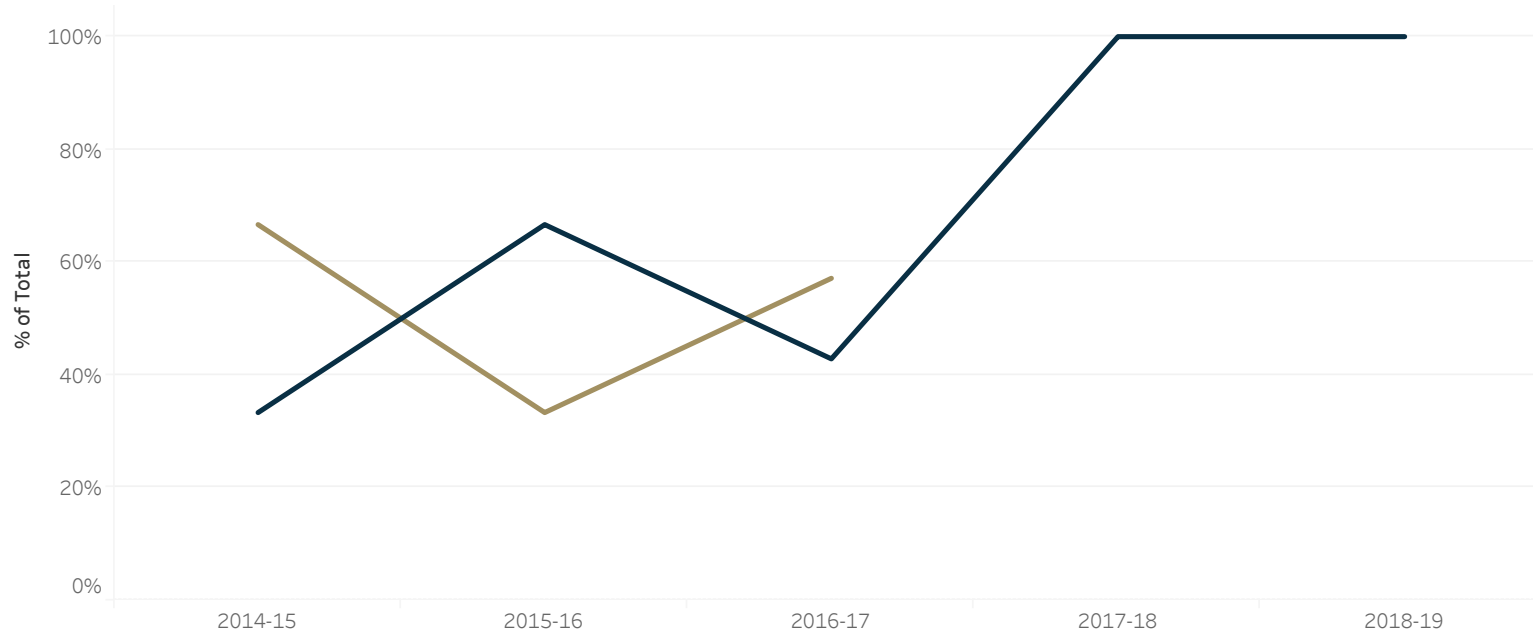
US Citizen/Permanen..

Notes: Reporting aligns with standards from the Coalition for Next Generation Life Science (CNGLS). URM (Underrepresented Minority) includes: African American/Black, American Indian, Hispanic/Latinx, and Pacific Islander.

Postdoctoral Scholars by Citizenship in Social Sciences, Humanities, and Arts

	2014-15	2015-16	2016-17	2017-18	2018-19
US Citizen/Permanent Resident	100%	67%	100%	100%	100%
International		33%			
Grand Total	100%	100%	100%	100%	100%

Postdoctoral Scholars by Gender in Social Sciences, Humanities, and Arts



Demographics

Gender

Division Desc

Social Sciences, Humanit..

Year

Multiple values

Demographics

Female

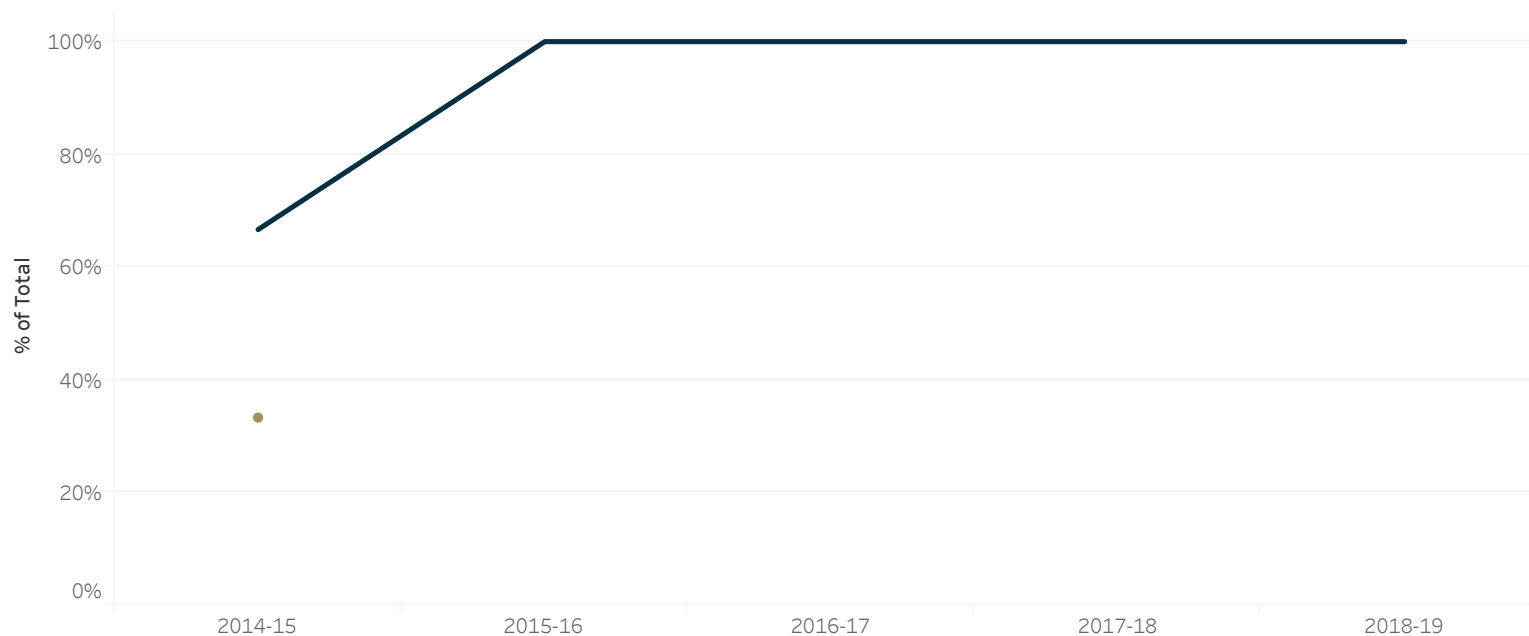
Male

Notes: Reporting aligns with standards from the Coalition for Next Generation Life Science (CNGLS). URM (Underrepresented Minority) includes: African American/Black, American Indian, Hispanic/Latinx, and Pacific Islander.

Postdoctoral Scholars by Gender in Social Sciences, Humanities, and Arts

	2014-15	2015-16	2016-17	2017-18	2018-19
Female	33%	67%	43%	100%	100%
Male	67%	33%	57%		
Grand Total	100%	100%	100%	100%	100%

Postdoctoral Scholars by URM Status in Social Sciences, Humanities, and Arts



Demographics

URM Status

Division Desc

Social Sciences, Humanit..

Year

Multiple values

Demographics

■ Non-URM

■ URM

Notes: Reporting aligns with standards from the Coalition for Next Generation Life Science (CNGLS). URM (Underrepresented Minority) includes: African American/Black, American Indian, Hispanic/Latinx, and Pacific Islander.

Postdoctoral Scholars by URM Status in Social Sciences, Humanities, and Arts

	2014-15	2015-16	2016-17	2017-18	2018-19
Non-URM	67%	100%	100%	100%	100%
URM	33%	0%	0%	0%	0%
Grand Total	100%	100%	100%	100%	100%